

FERROVIAL IN 2 MINUTES

# Main Markets\*

**USA:**

2,624 M€

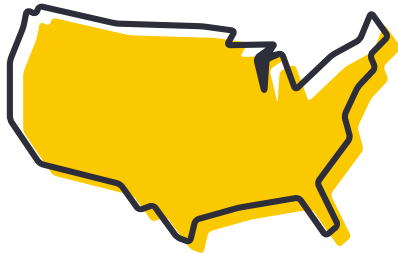
REVENUES

244 M€

EBITDA

5,154

WORKFORCE



**CANADA:**

301 M€

REVENUES

245 M€

EBITDA

765

WORKFORCE



**POLAND:**

1,735 M€

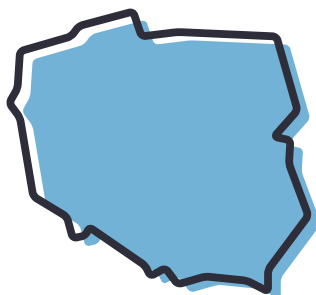
REVENUES

158 M€

EBITDA

5,999

WORKFORCE



**UNITED KINGDOM:**

1,068 M€

REVENUES

95 M€

EBITDA

14,161

WORKFORCE



\* Figures by proportional integration. Financial data does not include Services (discontinued operations).

**SPAIN:**

1,031 M€

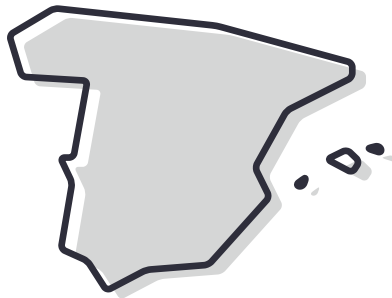
REVENUES

122 M€

EBITDA

30,698

WORKFORCE



**REVENUES**

10%

Other

23%

Poland

14%

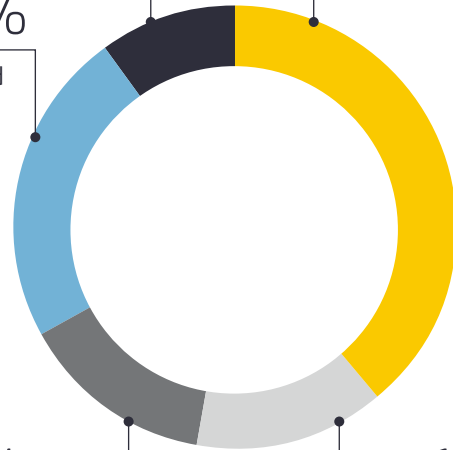
United Kingdom

39%

U.S.A. and Canada

14%

Spain



**LATIN AMERICA:**

269 M€

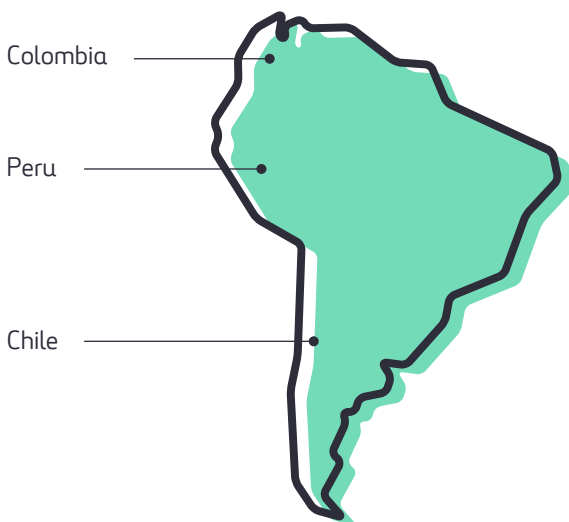
REVENUES

21 M€

EBITDA

4,982

WORKFORCE



**ANALYSTS' VALUATION\***

4%

Poland

4%

United Kingdom

7%

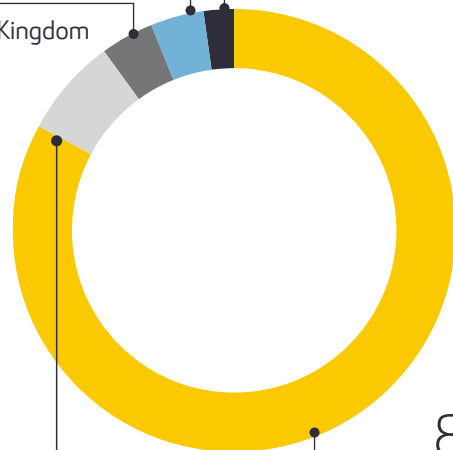
Spain

2%

Other

83%

U.S.A. and Canada



\* Excluding net cash position