

FERROVIAL IN 2 MINUTES

Ferrovial on the Stock Market

SHARE PRICE IN 2021

IBEX35 & FERROVIAL



HISTORICAL SHARE DATA

	2021	2020	2019
PRICE AT YEAR-END (€)	27.56	22.60	26.97
MAX. (€)	27.75	30.45	27.21
MIN. (€)	19.81	17.49	17.71
VWAP (€)	24.15	23.66	23.15
AVERAGE DAILY CASH (M€)	32.48	46.86	47.05
AVERAGE DAILY VOLUME (M SHARES)	1.35	1.97	2.02
NUMBER OF SHARES (M SHARES)	733.60	732.90	735.22
CAPITALIZATION (M€)	20,218	16,564	19,829

CAPITALIZATION (M€)

20,218

TOTAL SHAREHOLDER RETURN (TSR)*

24.3%

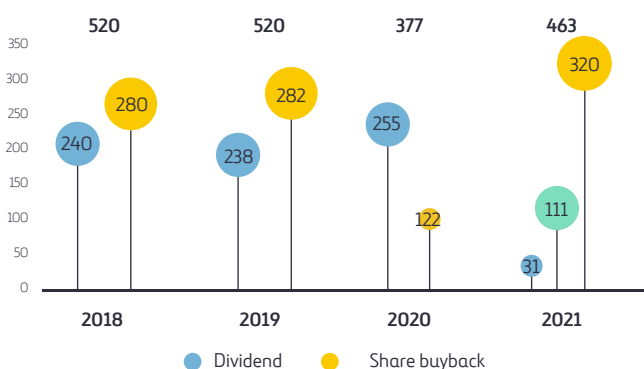
CREDIT RATING

BBB

S&P and FITCH

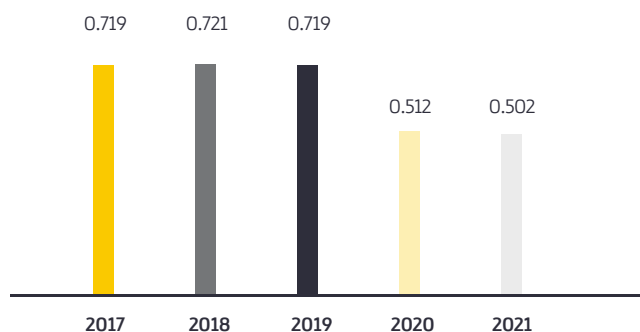
* Total Shareholder Return (TSR): is the sum of dividends received by the shareholder, the valuation/depreciation of the shares and other payments such as delivery of shares or repurchase plans.

SHAREHOLDER REMUNERATION (M€)



The repurchase of shares includes part of the treasury stock acquired through discretionary treasury stock transactions.

SCRIP DIVIDEND* (€/SHARES)



* Sum of the two scrip dividends paid during the year (committed purchase price of rights by Ferrovial).

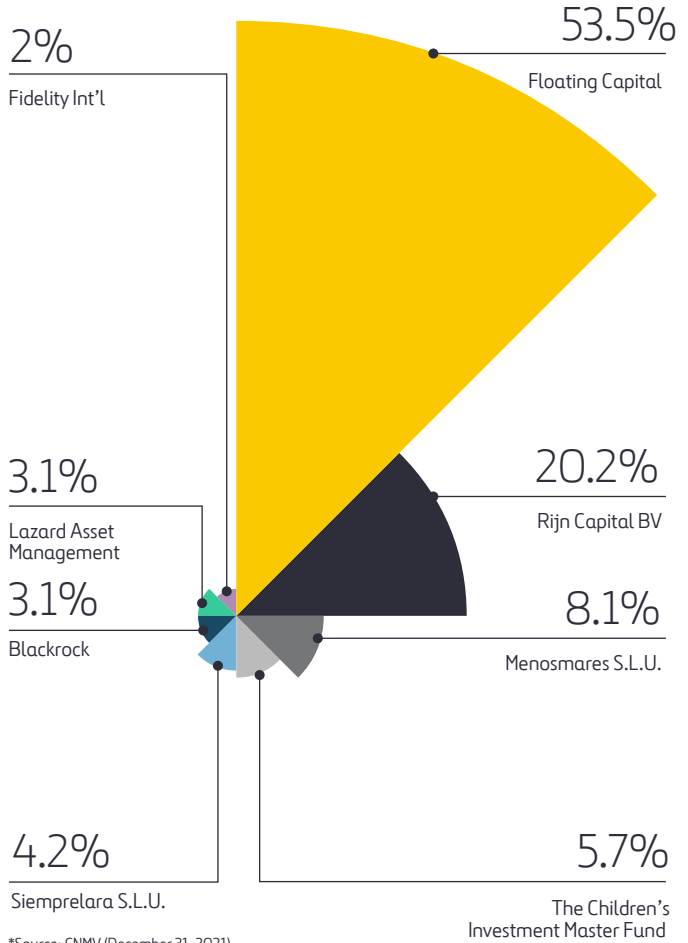
TARGET PRICE

30.06€

CONTACT WITH THE MARKET

Around 200 meetings, mostly calls, 24 roadshows, mainly in virtual format, with close to 800 investors.

SHAREHOLDER'S STRUCTURE*

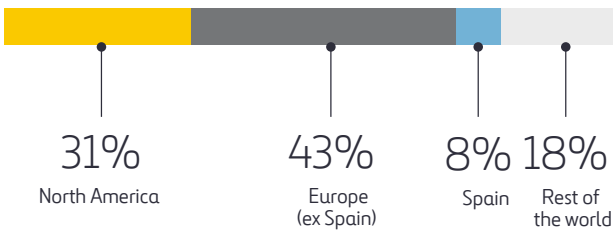


ANALYST'S RECOMMENDATION

21 analysts covered Ferrovial as of December 31



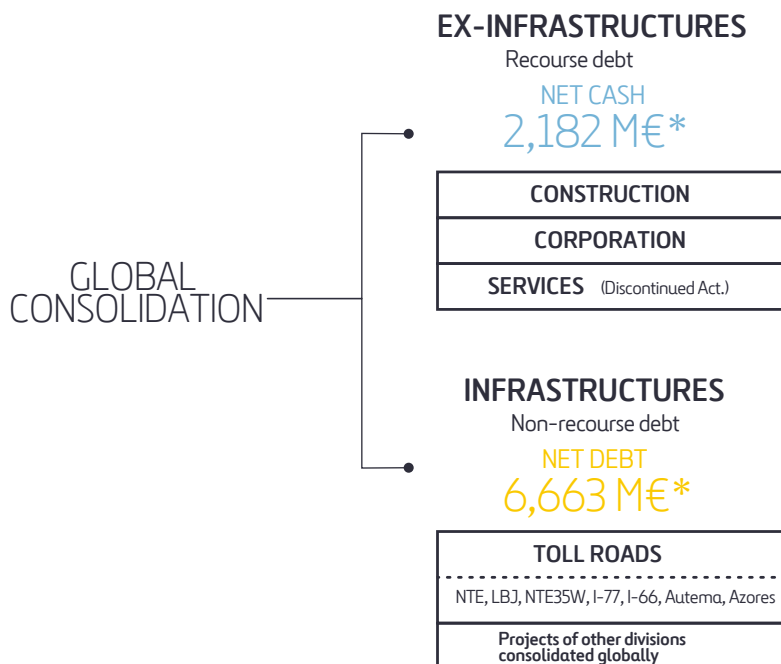
INSTITUTIONAL INVESTORS*



*Source: CMiZi (October 2021)

*Source: CNMV (December 31, 2021)

Financial situation



Includes net cash from Services (107 M €)

EQUITY CONSOLIDATION

